

Code Orange Zoom Access for Students on a Personal Device:

Laptop Instructions:

Students need to access the Homeroom Teachers' home page in Canvas.

Go to the Buckland Mills website (<https://bucklandmillses.pwcs.edu/>) Scroll down under the School



Canvas & Zoom Info

News section. Press the button/link to

At this point, you may need to log into Microsoft



Pick an account

Office You will need the students full email address (username@pwcs-edu.org)

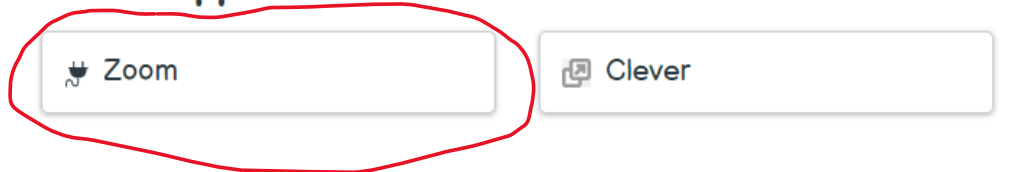
and the student's password for office 365. Once in Canvas, choose the Teacher's HOMEROOM course card. Then choose



Then they will click on **RESOURCES**



Student Applications

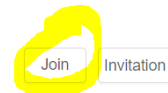


Once they click on Zoom, it will ask them to JOIN the meeting and have the student

Today
2:00 PM

Homeroom-Wisinski Pirisino-YR-2024

896 0659 1258



click on the **JOIN** button. The computer may ask the students to allow the camera and the microphone, please click "allow" for both. The student then may open the camera shutter and wait in the waiting room for the teacher to open the zoom room. If there are any issues please contact Mrs. Schalow schalolt@pwcs.edu

Code Orange on a personal Ipad:

Lexia Core 5 will need to be downloaded to the ipad even if you are accessing Clever for it to work for your student. If the child is using Lexia Core 5 for language arts. You may also want to download Clever as well.



Use the student's passcode to open the device. Have the students go into the **Clever** app and scan the Clever badge. (If no Clever badge is available, the student will need to use their email address and the password to enter the Canvas app. The teacher should have given this information to you at the

beginning of the year - the email address is the username@pwcs-edu.org)




Log in with Office 365

If you just click on the Canvas app and don't go through Clever, you will need to enter the school name,

and use the email address and password.



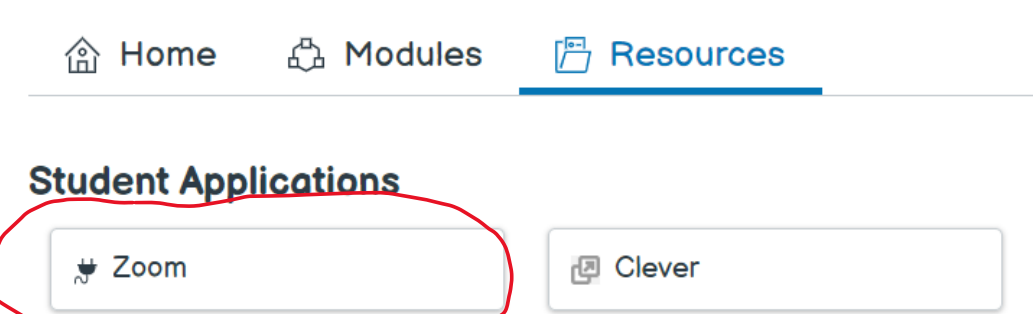
Log in with Office 365

After the student has gotten into Canvas  Have your child click on the Teacher's HOMEROOM Course card.

Once in the Canvas application, the students will click on the teacher's HOMEROOM course card.



Then they will click on **RESOURCES**

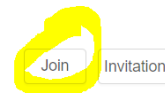


Once they click on Zoom, it will ask them to JOIN the meeting and have the student

Today
2:00 PM

Homeroom-Wisinski Pirisino-YR-2024

896 0659 1258



click on the **JOIN** button. The computer may ask the students to allow the camera and the microphone, please click "allow" for both. The student then may open the camera shutter and wait in the waiting room for the teacher to open the zoom room. If there are any issues, please contact Mrs. Schalow schalolt@pwcs.edu